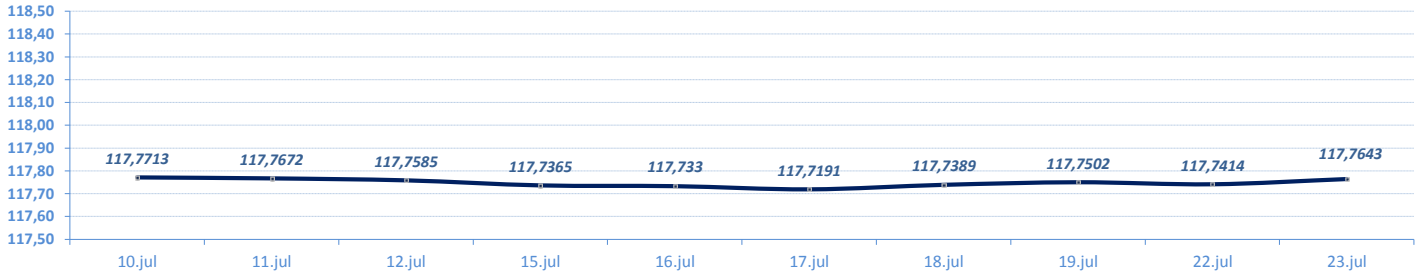


VESTI / NEWS

- ▶ **SREDNJI KURS EUR/RSD**: Dinar oslabio neznatno u odnosu na evro, srednji kurs **117,7643**. Obim međubankarske trgovine evrom na dan 20. jul do 12:30h iznosio je 5 miliona evra. NBS nije intervenisala na međubankarskom tržištu (od početka godine ukupno prodala 130 miliona evra i kupila 1.670 miliona evra).
- ▶ **BEOGRADSKA BERZA**: Ineksi zabeležili suprotne promene, BELEX15 niži za 0,18 odsto, BELEXline viši za 0,08 odsto. Promet veći u odnosu na prethodni dan, na regulisanom tržištu najviše trgovano akcijama Impol Sevala, Aerodroma Nikola Tesla, Galenika Fitofarmacije, Jedinstva Sevojno i Rimex-a.

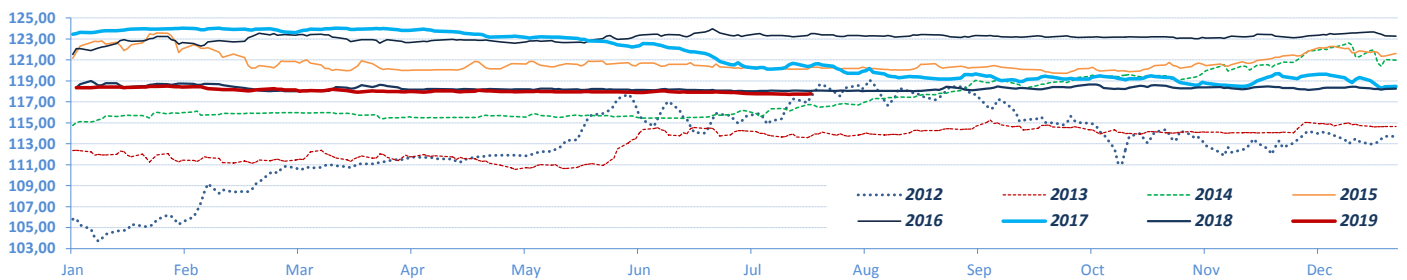
DEVIZNO TRŽIŠTE / FX MARKET

EUR / RSD (Srednji kurs / Official Middle Rate) ▶ 10 dana / 10 days

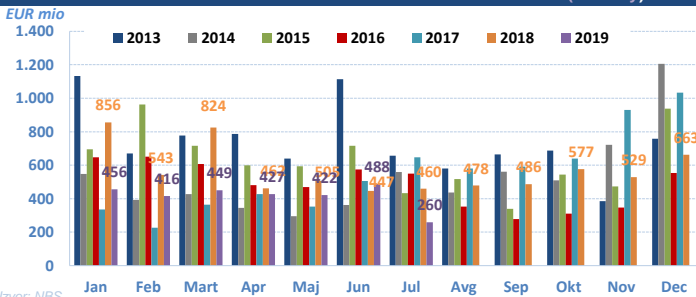


Izvor/Source: NBS

EUR / RSD (Srednji kurs/ Official middle rate) ▶ Jan -

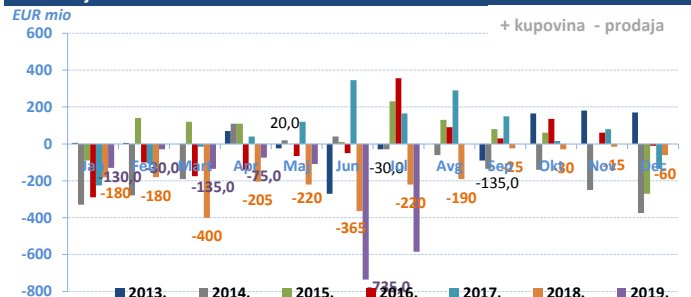


Promet na međubankarskom tržištu / Volumes on FX Interbank market (eur only)

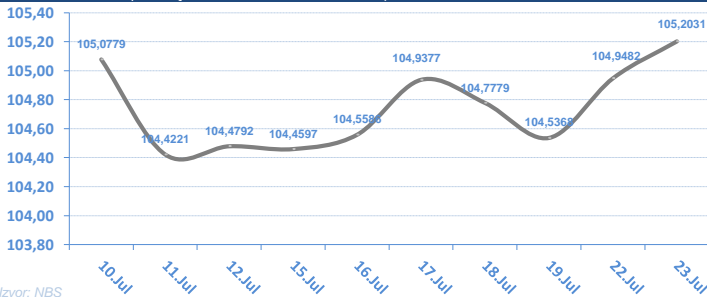


Izvor: NBS

Intervencije NBS na deviznom tržištu / NBS Interventions on FX interbank market

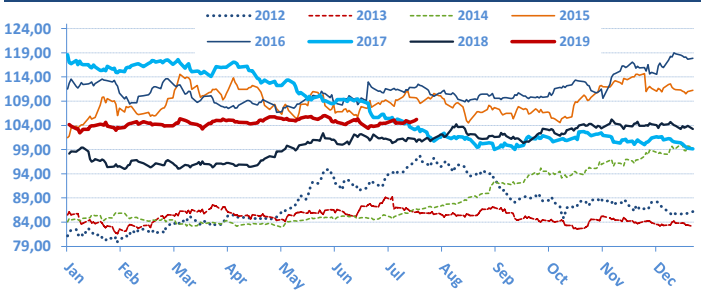


USD / RSD (Srednji kurs / Official middle rate) ▶ 10 dana / 10 days



Izvor: NBS

▶ Jan -



Monthly change	EUR/RSD	%	USD/RSD	%	Yearly change	EUR/RSD	%	USD/RSD	%
01.07.19	117,8875	-0,04%	103,9939	-1,42%	23.07.19	117,7643	-0,49%	105,2031	7,20%
03.06.19	117,9288	-0,03%	105,4914	-0,08%	03.01.19	118,3439	0,00%	104,1851	6,16%
03.05.19	117,9626	-0,01%	105,5783	0,57%	03.01.18	118,3431	-4,14%	98,1367	-17,25%
01.04.19	117,9759	-0,13%	104,9794	1,06%	04.01.17	123,4512	1,59%	118,6004	6,34%
01.03.19	118,1291	-0,25%	103,8772	0,32%	04.01.16	121,5145	0,30%	111,5324	9,90%
01.02.19	118,4266	0,07%	103,5469	-0,61%	05.01.15	121,1543	5,58%	101,4863	20,72%
03.01.19	118,3439	0,10%	104,1851	0,14%	03.01.14	114,7559	2,14%	84,0641	-1,67%
03.12.18	118,2313	-0,06%	104,0402	-0,27%	03.01.13	112,3495	6,20%	85,4889	5,32%
01.11.18	118,2984	-0,07%	104,3196	2,19%	04.01.12	105,7880	-0,21%	81,1693	2,16%
01.10.18	118,3868	0,19%	102,0840	0,29%	04.01.11	106,0156	10,47%	79,4541	18,48%
03.09.18	118,1567	0,08%	101,7890	0,71%	04.01.10	95,9679	7,17%	67,0635	4,25%
01.08.18	118,0618	0,04%	101,0717	-0,27%	05.01.09	89,5436	12,27%	64,3273	18,68%
02.07.18	118,0142		101,3432		03.01.08	79,7577		54,2016	

EUR / USD

► 10 dana / 10 days

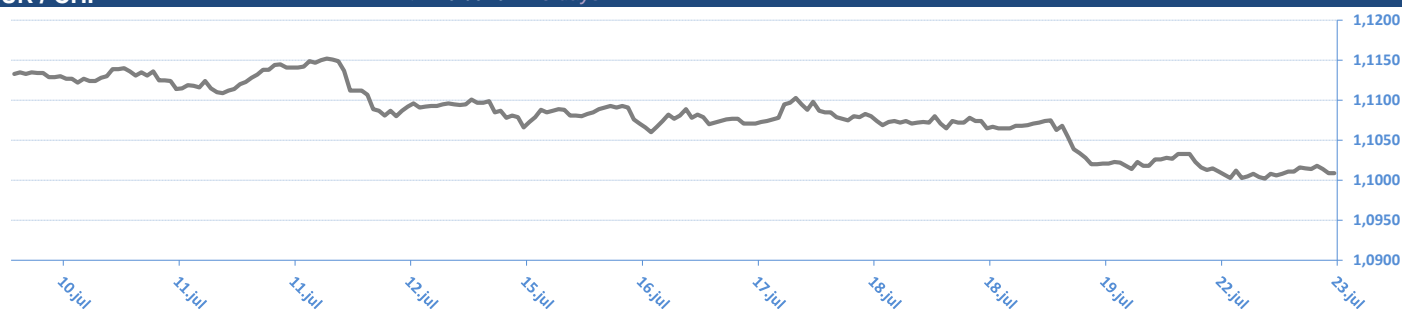


EUR / USD

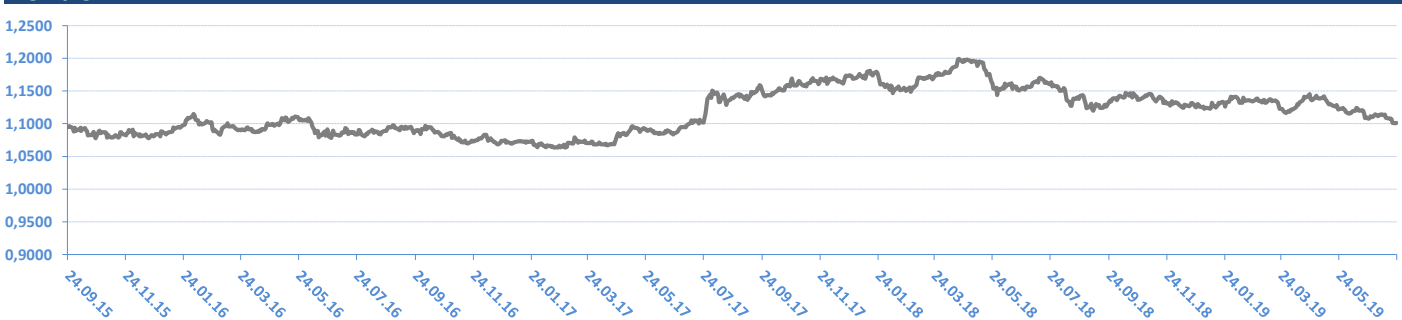


EUR / CHF

► 10 dana / 10 days



EUR / CHF



Izvor / Source: Reuters

23.07.2019 08:21:20

EUR / XX

Valutni par / CCY pair	Kupovni/BID	Prodajni/ASK
EUR/USD	1,1189	1,1191
EUR/JPY	120,9600	121,0100
EUR/GBP	0,8986	0,8987
EUR/CHF	1,1011	1,1013
EUR/DKK	7,4654	7,4659
EUR/NOK	9,6685	9,6740
EUR/SEK	10,5576	10,5596
EUR/CAD	1,4695	1,4700
EUR/AUD	1,5938	1,5939
EUR/HUF	325,2900	325,5100
EUR/CZK	25,5410	25,5510
EUR/PLN	4,2497	4,2503
EUR/HRK	7,3860	7,3890
EUR/RUB	70,7191	70,7281
EUR/NZD	1,6612	1,6615

USD / XX

Valutni par / CCY pair	Kupovni/BID	Prodajni/ASK
USD/EUR	0,8936	0,8936
USD/JPY	108,1000	108,1300
USD/GBP	0,8030	0,8031
USD/CHF	0,9839	0,9843
USD/DKK	6,6715	6,6725
USD/NOK	8,6412	8,6442
USD/SEK	9,4343	9,4373
USD/CAD	1,3133	1,3137
USD/AUD	1,4239	1,4249
USD/HUF	290,5500	290,8500
USD/CZK	22,8200	22,8400
USD/SKK	21,5460	21,6000
USD/PLN	3,7976	3,7984
USD/HRK	6,5994	6,6044
USD/RUB	63,1980	63,2070
USD/NZD	1,4841	1,4850

* Međunarodno devizno međubankarsko tržište / International FX Interbank Market

Izvor / Source: Reuters

EURIBOR

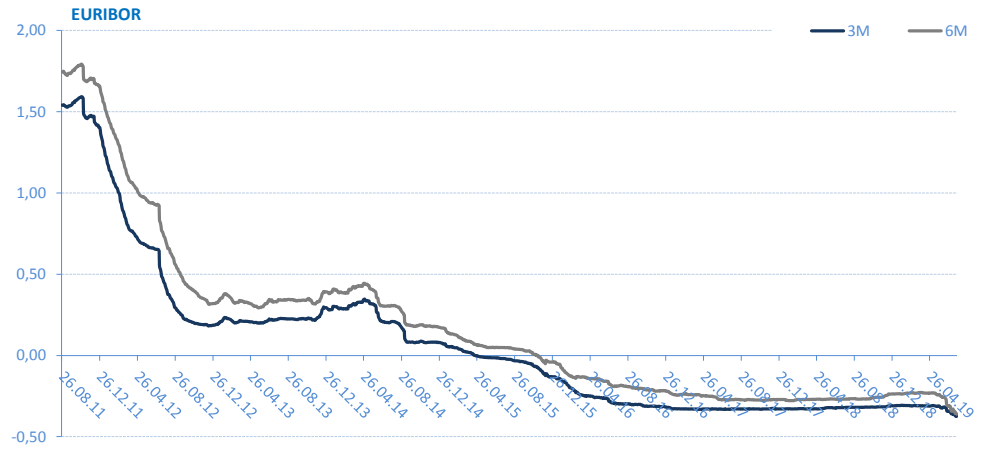
SW	-0,401
1M	-0,406
3M	-0,374
6M	-0,361
1Y	-0,307

* Izvor: Reuters; Objavljeno prethodnog radnog dana

Kamatne stope Centralnih Banaka
Interest rates of Central banks

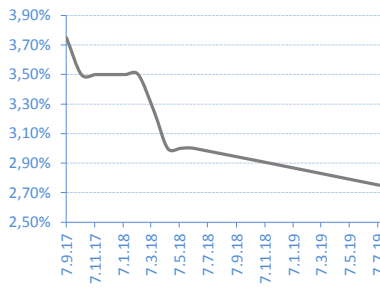
CB	Kamatna stopa/Interest rate
USD	2,50
EUR	0,00
GBP	0,75
CAD	1,75
AUD	1,00
JPY	0,10

* Izvor: Reuters; Objavljeno prethodnog radnog dana



REFERENTNA KAMATNA STOPA NBS / NBS Key Policy Rates

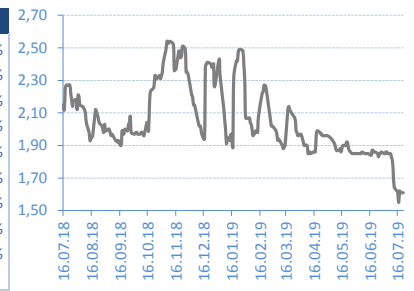
Date	Rate	Change (%)
11.07.19	2,75%	-8,33%
08.06.18	3,00%	0,00%
10.05.18	3,00%	0,00%
12.04.18	3,00%	-7,69%
14.03.18	3,25%	-7,14%
08.02.18	3,50%	0,00%
11.01.18	3,50%	0,00%
07.12.17	3,50%	0,00%
09.11.17	3,50%	0,00%
09.10.17	3,50%	



* Izvor/Source : NBS

BEONIA

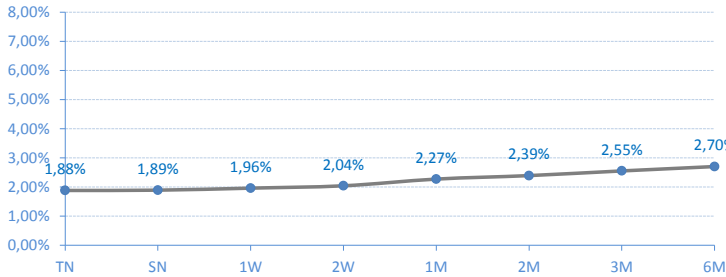
Date	Rate	Change (%)
22.07.19	1,61%	-0,62%
18.07.19	1,62%	4,52%
17.07.19	1,55%	-3,73%
16.07.19	1,61%	-0,62%
15.07.19	1,62%	-1,82%
12.07.19	1,65%	-5,71%
11.07.19	1,75%	-3,31%
10.07.19	1,81%	-1,09%
09.07.19	1,83%	-1,08%
08.07.19	1,85%	



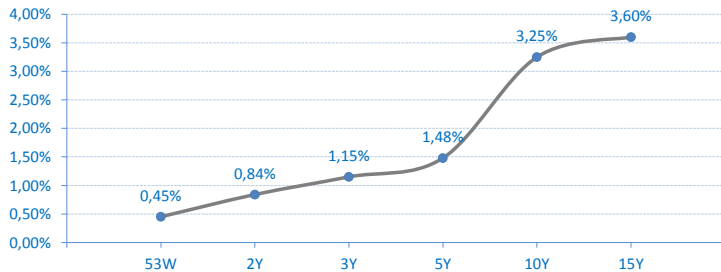
* Izvor/Source : Reuters; Objavljeno prethodnog radnog dana / Published on previous working day

Kamatne stope/Prinos na tržištu / Market Interest Rates

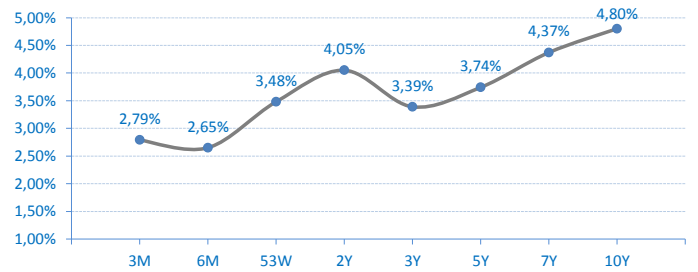
Belibor



Državne HOV Republike Srbije u Evrima - prinosi sa poslednje aukcije
Government bonds (EUR) of Republic of Serbia - yield on last primary auction



Državne HOV Republike Srbije u Dinarima - prinosi sa poslednje aukcije
Government bonds (RSD) of Republic of Serbia - yield on last primary auction



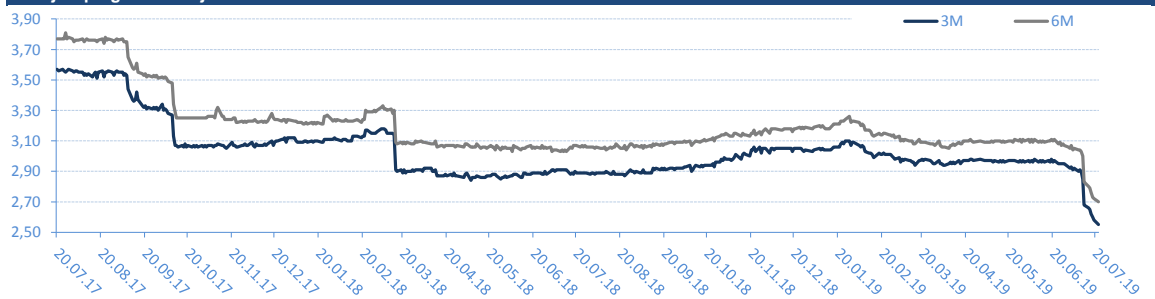
BELIBOR

Trenutne stope / Current rates

TN	1,88%
SN	1,89%
1W	1,96%
2W	2,04%
1M	2,27%
2M	2,39%
3M	2,55%
6M	2,70%

* Izvor/Source : Reuters; Objavljeno prethodnog radnog dana / Published on previous working day

Istorijski pregled kretanja 6M i 3M Belibor-a / Historical overview of 6M and 3M Belibor rates



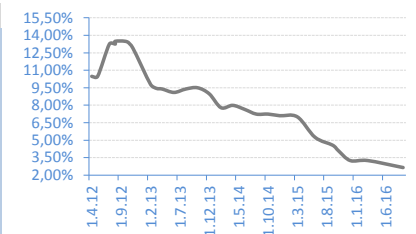
T-BILLS 3M - RSD

Date	Rate	Realisation
14.01.16	2,79%	100,00%
05.11.15	2,94%	100,00%
15.10.15	3,00%	92,18%
06.08.15	4,40%	96,26%
16.07.15	4,79%	98,47%
07.05.15	5,63%	92,92%
16.04.15	6,45%	100,00%
05.02.15	6,95%	45,05%



T-BILLS 6M - RSD

Date	Rate	Realisation
01.09.16	2,65%	23,03%
03.03.16	3,25%	96,46%
03.12.15	3,25%	97,22%
08.10.15	4,09%	100,00%
03.09.15	4,57%	87,90%
04.06.15	5,25%	93,30%
05.03.15	7,00%	21,33%
04.12.14	7,10%	100,00%



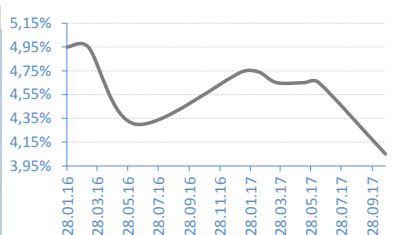
T-BILLS 53W - RSD

Date	Rate	Realisation
06.02.17	3,48%	17,91%
21.12.16	3,49%	32,22%
15.11.16	3,57%	45,64%
28.09.16	3,58%	52,92%
27.07.16	3,59%	49,07%
07.06.16	4,01%	78,06%
15.03.16	4,01%	16,73%
02.02.16	4,09%	63,42%



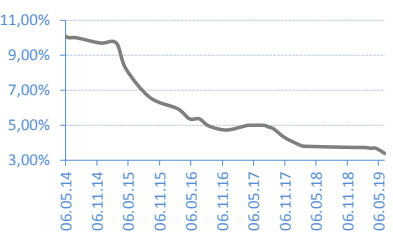
G-BONDS 2Y - RSD

Date	Rate	Realisation
24.10.17	4,05%	116,30%
13.06.17	4,65%	51,56%
16.05.17	4,65%	43,95%
21.03.17	4,65%	100,00%
13.02.17	4,74%	78,80%
10.01.17	4,74%	23,25%
13.06.16	4,30%	95,67%
10.03.16	4,95%	56,41%



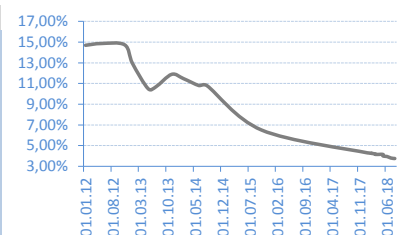
G-BONDS 3Y - RSD

Date	Rate	Realisation
11.06.19	3,39%	62,60%
23.04.19	3,68%	88,70%
19.03.19	3,69%	112,71%
20.02.19	3,73%	120,53%
15.01.19	3,73%	60,94%
28.02.18	3,80%	100,00%
30.01.18	3,88%	34,77%
06.11.17	4,29%	97,97%



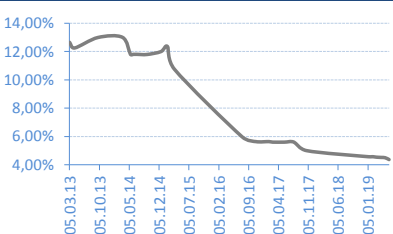
G-BONDS 5Y - RSD

Date	Rate	Realisation
11.09.18	3,74%	98,60%
14.08.18	3,75%	65,62%
17.07.18	3,80%	40,58%
05.06.18	3,95%	35,67%
22.05.18	3,99%	26,18%
08.05.18	4,15%	97,00%
24.04.18	4,15%	52,31%
10.04.18	4,15%	32,63%



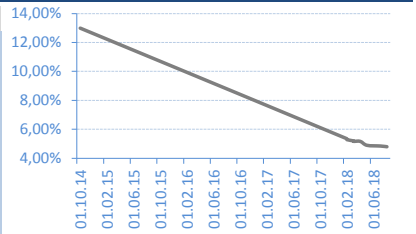
G-BONDS 7Y - RSD

Date	Rate	Realisation
04.06.19	4,37%	267,04%
07.05.19	4,50%	134,27%
10.04.19	4,52%	75,42%
05.03.19	4,54%	58,46%
12.02.19	4,57%	34,68%
30.01.19	4,57%	30,41%
09.01.19	4,57%	52,59%
23.10.17	5,00%	100,00%



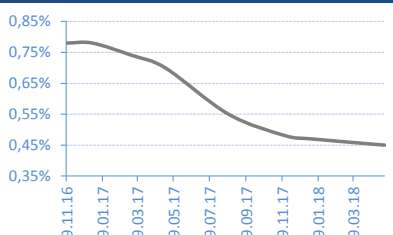
G-BONDS 10Y - RSD

Date	Rate	Realisation
07.08.18	4,80%	26,87%
10.07.18	4,85%	36,97%
15.05.18	4,90%	96,72%
03.04.18	5,17%	26,55%
20.03.18	5,17%	83,61%
06.03.18	5,20%	203,57%



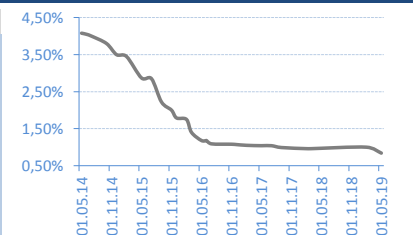
T-BILLS 53W - EUR

Date	Rate	Realisation
21.05.18	0,45%	100,00%
18.01.18	0,47%	98,00%
05.12.17	0,48%	100,00%
30.08.17	0,55%	50,00%
15.05.17	0,70%	91,30%
20.03.17	0,74%	60,00%
12.01.17	0,78%	46,20%
29.11.16	0,78%	100,00%



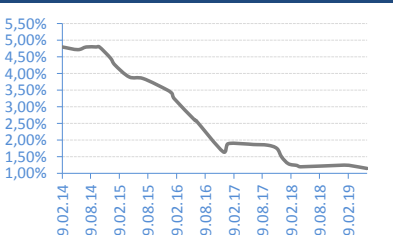
G-BONDS 2Y - EUR

Date	Rate	Realisation
27.05.19	0,84%	148,40%
19.02.19	1,00%	142,00%
22.03.18	0,96%	25,62%
01.02.18	0,96%	52,00%
14.09.17	0,99%	53,60%
12.07.17	1,04%	16,80%
23.05.17	1,04%	99,00%
14.02.17	1,05%	95,35%



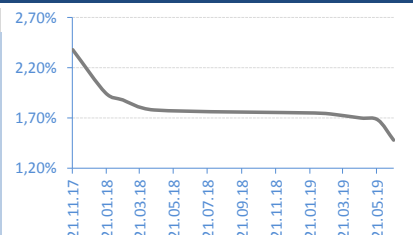
G-BONDS 3Y - EUR

Date	Rate	Realisation
18.06.19	1,15%	59,14%
12.03.19	1,23%	50,04%
23.01.19	1,25%	32,10%
20.04.18	1,20%	35,96%
28.03.18	1,24%	99,29%
02.02.18	1,29%	100,00%
21.12.17	1,49%	100,00%
20.11.17	1,75%	49,70%



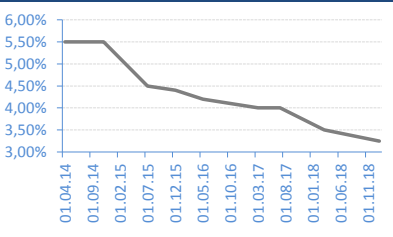
G-BONDS 5Y - EUR

Date	Rate	Realisation
20.06.19	1,48%	47,86%
23.05.19	1,68%	77,32%
22.04.19	1,70%	19,90%
27.02.19	1,74%	37,84%
29.01.19	1,75%	41,25%
16.04.18	1,78%	52,41%
19.02.18	1,88%	79,99%
19.01.18	1,95%	80,28%



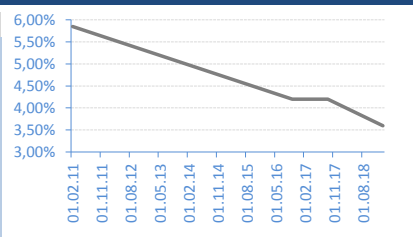
G-BONDS 10Y - EUR

Date	Rate	Realisation
16.01.19	3,25%	139,40%
26.03.18	3,50%	86,85%
13.07.17	4,00%	42,95%
15.03.17	4,00%	65,60%
25.05.16	4,20%	96,00%
04.12.15	4,40%	100,00%
28.07.15	4,50%	76,77%
19.11.14	5,50%	100,00%



G-BONDS 15Y - EUR

Date	Rate	Realisation
06.02.19	3,60%	100,00%
06.09.17	4,20%	70,13%
19.10.16	4,20%	100,00%



AKCIJE / Shares - REGULISANO TRŽIŠTE / REGULATED MARKET

Najtrgovanije HOV / Most Active

	Symbol	Closing price	% Change	Open	Max	Min	No of Trades	Volume	Volume RSD
Impol Seval a.d. Sevojno	IMPL	3.300	0,00%	3.300	3.300	3.300	1	4.886	16.123.800
Aerodrom Nikola Tesla a.d. Beograd	AERO	891	-0,56%	905	905	890	24	1.792	1.596.390
Galenika Fitofarmacija a.d. Zemun	FITO	2.800	0,00%	2.801	2.801	2.800	7	370	1.036.100
Jedinstvo a.d. Sevojno	JESV	5.502	0,04%	5.502	5.505	5.501	12	120	660.260
Rimex a.d. Beograd	RMKS	2.640	0,00%	2.640	2.640	2.640	1	89	234.960

Dobitnici / Gainers

	Symbol	Closing price	% Change	Open	Max	Min	No of Trades	Volume	Volume RSD
Tigar a.d. Pirot	TIGR	74	23,33%	74	74	74	1	20	1.480
Valjaonica bakra Sevojno a.d. Sevojno	VBSE	1.800	2,27%	1.800	1.800	1.800	1	100	180.000
Energoprojekt holding a.d. Beograd	ENHL	650	0,78%	651	651	650	2	100	65.017
Jedinstvo a.d. Sevojno	JESV	5.502	0,04%	5.502	5.505	5.501	12	120	660.260

Gubitnici / Decliners

	Symbol	Closing price	% Change	Open	Max	Min	No of Trades	Volume	Volume RSD
NIS a.d. Novi Sad	NIIS	681	-0,58%	680	681	680	8	220	149.770
Aerodrom Nikola Tesla a.d. Beograd	AERO	891	-0,56%	905	905	890	24	1.792	1.596.390
Messer Tehnogas a.d. Beograd	TGAS	11.602	-0,03%	11.605	11.605	11.600	2	20	232.045

AKCIJE / SHARES - MTP

Najtrgovanije HOV / Most Active

	Symbol	Closing price	% Change	Bid (Volume)	Ask (Volume)	No of Trades	Volume	Volume RSD
Min Div a.d. Svrlijig	SVRL	555	-0,89%	555	555	555	1	253
Novosadski sajam a.d. Novi Sad	NSSJ	600	9,09%	600	600	600	1	50
Telefonkabl a.d. Beograd	TLKB	10.000	0,00%	10000	10000	10000	2	22
Intereuropa - logistické usluge a.d. Dobanovci	INEU	35.900	2,57%	35900	35900	35900	1	3

Dobitnici / Gainers

	Symbol	Closing price	% Change	Bid (Volume)	Ask (Volume)	No of Trades	Volume	Volume RSD
Novosadski sajam a.d. Novi Sad	NSSJ	600	9,09%	600	600	600	1	50
Intereuropa - logistické usluge a.d. Dobanovci	INEU	35.900	2,57%	35900	35900	35900	1	3

Gubitnici / Decliners

	Symbol	Closing price	% Change	Bid (Volume)	Ask (Volume)	No of Trades	Volume	Volume RSD
Min Div a.d. Svrlijig	SVRL	555	-0,89%	555	555	555	1	253

Kontakt / Contacts:

Srdan Tomašević

srdjan.tomasevic@erstebank.rs

Trgovanje / Trading

011/220 9116

Aleksandar Zarić

aleksandar.zaric@erstebank.rs

Prodaja / Sales

011/220 9198

Aleksandra Parčetić

aleksandra.parcetic@erstebank.rs

Brokersko poslovanje / Brokerage

011/220 9159

Vladimir Vulević

vladimir.vulevic@erstebank.rs

Podrška i Razvoj / Support and Development

011 / 201 50 50

Nenad Đurović

nenad.djurovic@erstebank.rs

Trgovanje / Trading

011/ 220 9115

Dušan Stević

dusan.stevic@erstebank.rs

Prodaja / Sales

011/220 9118

Danijela Stojanović

danijela.stojanovic@erstebank.rs

Prodaja / Sales

011/ 220 9132

Marija Đorđević

marija.djordjevic@erstebank.rs

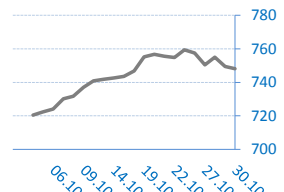
Brokersko poslovanje /

Brokerage

011/220 9110

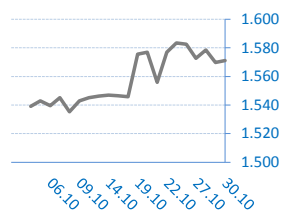
BELEX15

Vrednost / Value	748,06
Promena / Change	-1,38
%	-0,18%



BELEXline

Vrednost / Value	1.571,09
Promena / Change	1,25
%	0,05%



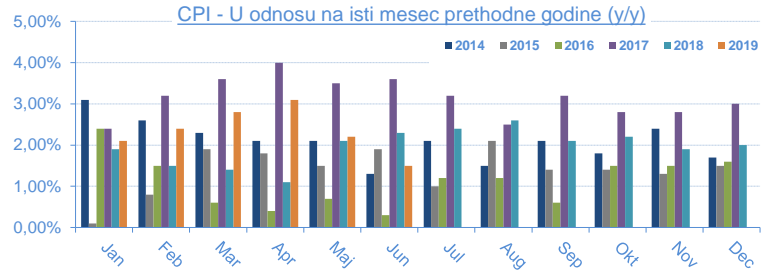
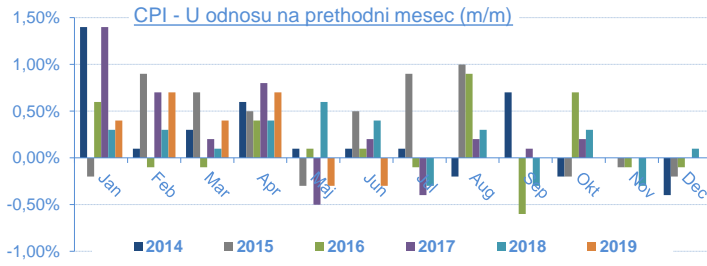
Izveštaj sačinio / Prepared by: Sektor sredstava / Treasury division

Informacije i cene iz ovog pregleda dobijene su iz izvora za koje verujemo da su pouzdani ali ne garantujemo njihovu tačnost i potpunost. Navedene informacije su važeće samo u trenutku njihovog sastavljanja a objavljuju se u čiju opšteg informisanja, pri čemu ne predstavljaju bilo kakav oblik investicionog saveta niti preporuke za investiranje niti na bilo koji način obavezuju Erste Bank ad Novi Sad u pogledu odgovornosti za štetu nastalu upotrebom informacija iz ovog pregleda.

The information and prices in this review are obtained from sources that we believe are reliable, but we do not guarantee their accuracy and completeness. The mentioned information is valid only at the time of their compilation and are published in the general information, whereby they do not represent any form of investment advice or recommendations for investing or in any way obligate Erste Bank ad Novi Sad in respect of liability for damages arising from the use of information referred to in of this review.

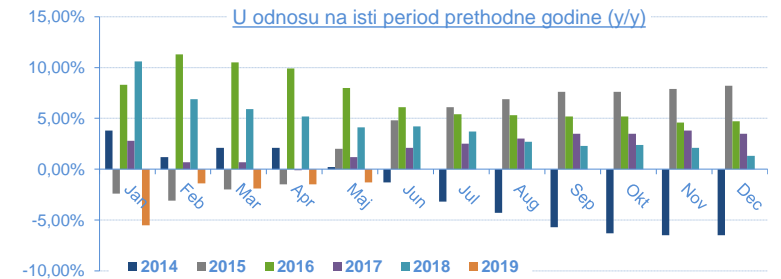
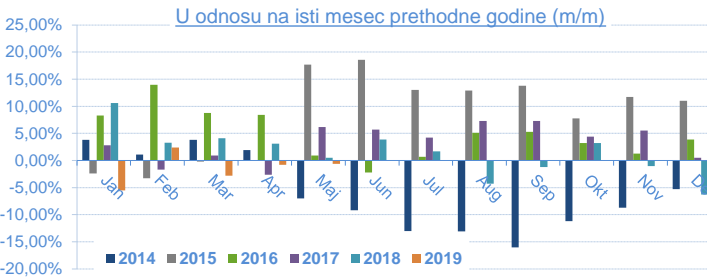
Indeks potrošačkih cena (Consumer Price Index - CPI) / 2018

	Jan	Feb	Mar	Apr	Maj	Jun	Jul	Aug	Sep	Okt	Nov	Dec
U odnosu na prethodni mesec (m/m)	0,40%	0,70%	0,40%	0,70%	-0,30%	-0,30%						
U odnosu na isti mesec 2018. (y/y)	2,10%	2,40%	2,80%	3,10%	2,20%	1,50%						
U odnosu na decembar 2018.		1,10%	1,50%	2,30%	2,00%	1,70%						
Datum objavljivanja / Published date	22.02.19	12.03.19	12.04.19	13.05.19	12.06.19	12.07.19						



INDUSTRIJSKA PROIZVODNJA / Industrial production / 2019

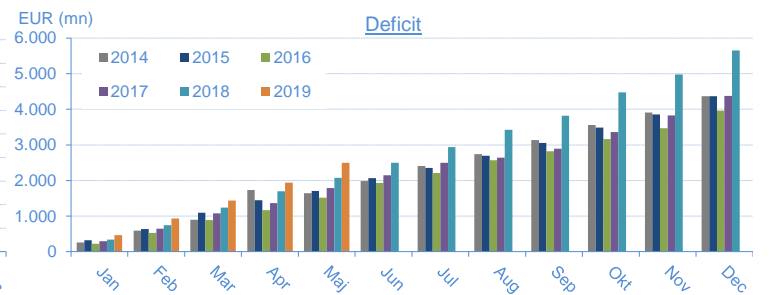
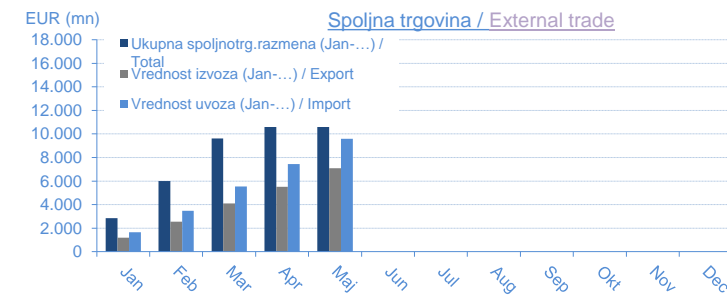
	Jan	Feb	Mar	Apr	Maj	Jun	Jul	Aug	Sep	Okt	Nov	Dec
U odnosu na isti mesec 2018 (m/m)	-5,50%	2,40%	-2,80%	-0,80%	-0,60%							
U odnosu na isti period 2018 (jan-...) (y/y)	-5,50%	-1,40%	-1,90%	-1,50%								
U odnosu na prosek 2018	-12,20%	-7,40%	2,30%	-4,40%	1,10%							
Datum objavljivanja / Published date	28.02.19	29.03.19	30.04.19	31.05.19	28.06.19							



SPOLJNOTRGOVINSKA ROBNA RAZMENA / External Trade / 2019

* u eur mln

Mesec/Month	Jan	Feb	Mar	Apr	Maj	Jun	Jul	Aug	Sep	Okt	Nov	Dec
Ukupna spoljnotrg.razmena (Jan-...) / Total	2.840,40	6.015,80	9.626,40	12.958,60	16.675,50							
Promena / Yearly change	7,80%	9,80%	8,10%	8,30%	9,70%							
Vrednost izvoza (Jan-...) / Export	1.186,90	2.539,90	4.092,80	5.510,50	7.087,40							
Promena / Yearly change	3,00%	7,10%	6,90%	7,30%	8,30%							
Vrednost uvoza (Jan-...) / Import	1.653,50	3.475,90	5.533,60	7.448,10	9.588,10							
Promena / Yearly change	11,50%	11,70%	9,00%	9,00%	10,80%							
Deficit (jan-...)	466,70	936,00	1.440,80	1.937,70	2.500,70							
Promena / Yearly change	40,90%	26,50%	15,60%	14,20%	18,80%							
Pokrivenost uvoza izvozom (Export/Import ratio)	71,80%	73,10%	74,00%	74,00%	73,90%							
Datum objavljivanja / Published date	12.03.19	29.03.19	30.04.19	31.05.19	28.06.19							



BUDŽETSKI BALANS / Budget balance

* u rsd mln

Budžetski balans u 2018.	32.183,97
January 2019	23.620,61
February 2019	-1.429,81
March 2019	-6.363,12
April 2019	-10.322,94
May 2019	2.776,26
June 2019	
July 2019	
August 2019	
September 2019	
October 2019	
November 2019	
December 2019	
Budžetski balans u 2019. / Total 2019	8.281,00
Planirani deficit u 2019. / Planned	-3.344,12
Ostvarenje plana / Realisation	
Datum ažuriranja / Published date	05.07.19

